






Rental Rates

Rehab Mart

Item		Rental (Monthly)	Delivery (2-way)	Refundable Deposit
Bed Manual, 1-crank		\$80	\$160	\$200
Bed Manual, 3-crank		\$140	\$230	\$300
Bed Motorized, 3-cr		\$180	\$260	\$400
Bed Motorized, 3-cr, Wooden		\$320	\$260	\$1000
Bed Rail		\$50	\$32	\$80
Commode Mobile		\$85	\$32	\$80
Crutch Underarm/Elbow		\$30	\$32	\$20
Face Down Support (for eye-care after surgery)		\$60	\$32	\$250
Face Down (Pron) Pillow		\$150	\$100	\$300
Face Down Chair				
Face Down Bed		\$200	\$120	\$600
Feeding Pump		\$80. Feeding Bag - \$8.70	\$32	\$400

Geriatric Chair, reclining		Stationery \$55, Mobile \$65	\$100	\$200/\$250
IV Stand		\$30	\$32	\$30
Hoist Manual		\$190 / Training \$120	\$160	\$500
Hoist Motorized		\$360 / Training \$120	\$160	\$1000
Monkey Pole (Trapeze Bar)		\$60	\$90	\$120
Nebulizer		\$50	\$25	\$50
Overbed (Cardiac) Table		\$30	\$32	\$60
Oxygen Concentrator* (Floor-standing)		5L / min - \$120 +Setup Fee \$120 Free Back-up Concentrator 10L / min - \$300 +Setup Fee \$120 Free Back-up Concentrator	\$60	\$350+\$350 \$1500 +\$1500
Oxygen Concentrator* (Portable, desk-top, powered by rechargeable battery)		5L / min - \$650 \$90 - Back-up concentrator Humidifier \$10, Cannula \$4 (2m), \$15 (4m), \$35 (10m)	\$60	\$2500+350
*Oxygen concentrators are approved for use as oxygen supplementation devices only. They are not to be used for life-saving or life-sustaining purposes.				
Oxygen Cylinder		<u>Variable Flow</u> \$60/400L, \$80/800L, \$100/1400L <u>Fixed Flow</u> One-touch 90 minute \$80 <u>Separate charges for oxygen content :</u> \$60/400L, \$70/800L, \$80/1400L	\$40	\$250 \$500 \$700
Finger Oximeter		\$40	\$32	\$90

Ramp Wooden		3" \$35 / 4" \$40 / 5" \$50	\$32	\$50 / \$60 / \$70
Raised Toilet Seat		\$30	\$32	\$30
Pressure Relief Mattress/Bed		3" Bubble Mattress \$50 5" Replaceable cells \$85 Lateral Turning Bed \$450 Gel Mattress \$75	\$45 \$45 \$45 \$32	\$100 \$200 \$900 \$150
Rollator		\$45	\$32	\$80
Scooter Motorized		\$380	\$90	\$1000
Shower Chair Stationary		\$30	\$32	\$100
Stair Climber		\$700 Training fee \$100	\$60	\$6000
Suction Machine		Standard:\$30 Heavy Duty:\$60 Filter \$18 Tubing \$8	\$45	\$100/ \$250
Tilt Table		Manual :\$180 Motorized:\$540	\$120/ \$160	\$900/ \$3000
Transfer Board		\$30	\$32	\$30
Ward Screen		\$40	\$45	\$120

Walking Frame Standard		\$30	\$32	\$20
Wheelchair Manual Light-wt		Standard \$55 Detachable \$80 Elevating \$110 Reclining \$165 X-Large (20"W)\$280	\$32	Monthly rate X2.5
Wheelchair Powered		\$380	\$80	\$1500
Wheelchair Manual Steel		Standard \$35 Detachable \$45 Elevating \$70 Child \$55 Reclining \$85 X-Large (20"W)\$150	\$32	Monthly rate X 2.5

- These rates are applicable for used equipment only. Rental rates for brand new equipment will be quoted upon request, which can be as high as a minimum of 50% of selling prices for the 1 st month. Correspondingly, the refundable deposit may be more.
- Weekly rental may be applicable, at one-third the monthly rates.
- Minimum rental value must not be less than \$30
- If extension of rental period is required, top-up payment should be made before commencement of extension.
- Unless otherwise stated, transport fees will be charged if the equipment needs to be serviced during the rental period.
- In case of equipment breakdown, the equipment needs to be carried-in to any of our outlet or workshop for repair. A replacement unit will be offered at the same time so that there will be no interruption of use. If delivery is requested, it will be done only during office hour, and charges will apply.

28 Jun 10