



Rehab strollers

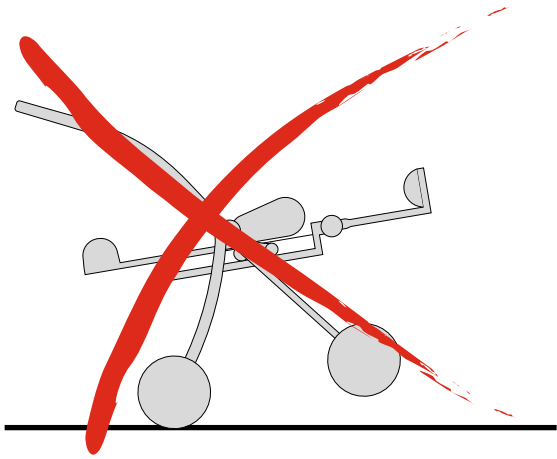
for children with special needs


Thomashilfen

EASyS – The rehab stroller with safety seat



- Thanks to the BSS® Balance Safety System a child can lie down in full reclined position without the risk of tipping over
- Easily change the child's viewing direction by turning the seat unit:
The child can either face their parents or the driving direction
- Modern and flexible design offers a selection of upholstery styles



The risk of tipping over is averted – thanks to the EASyS rehab stroller with safety seat



EASyS – The rehab stroller with safety seat

Functions



Patented BSS® Safety System:

Eliminates the risk of tipping over by automatically shifting the centre of gravity



Adjustable seat depth and
–width




Back height adjustment
with integrated extension of
lateral body guides



Adjustable seat tilt-in-space



Easy mounting of the seat
and quick change of the
viewing direction




Special seat suspension
which can be locked and
is available in different
strengths



Extra big basket offers lots
of storage space, ideal for
travelling

Make your choice
between the different
upholstery styles
- without extra charge!



Technical data	EASys 1	EASys 2
Seat depth	19 - 30 cm / 7.5 - 11.8"	27 - 38 cm / 10.6 - 15"
Seat width	19 - 31 cm / 7.5 - 12.2"	25 - 36 cm / 9.8 - 14.2"
Back height	40 - 65 cm / 15.7 - 25.6"	53 - 73 cm / 20.9 - 28.7"
Lower leg length	17 - 30 cm / 6.7 - 11.8"	25 - 36 cm / 9.8 - 14.2"
Knee angle (adjustable in 15° steps)	90° to 180°	90° to 180°
Hip angle	90° to 180°	90° to 180°
Foot angle	78° to 100°	78° to 100°
Turning range of seat	180°	180°
Size of hip guide (w x h)	12 x 23 cm / 4.7 x 9.1"	15 x 30 cm / 5.9 x 11.8"
Size of foot rest (w x d)	28.5 x 18 cm / 11.2 x 7.1"	33 x 21 cm / 12.9 x 8.2"
Overall dimensions (w x h x l)	38 x 98 x 64 cm 15 x 38.6 x 25.2"	45 x 116 x 76 cm 17.7 x 45.7 x 29.9"
Folded dimensions (w x h x l)	38 x 40 x 68 cm 15 x 15.7 x 26.8"	45 x 42 x 84 cm 17.7 x 16.5 x 33.1"
Carrying capacity	35 kg / 77.2 lb	40 kg / 88.2 lb
Weight	7.7 kg / 17 lb	9.4 kg / 20.7 lb


Technical data	A1 chassis	A2 chassis
Seat tilt-in-space	-10° to +30°	-10° to +30°
Seat height	48 cm / 18.9"	54 cm / 21.3"
Overall dimensions (w x h x l)	59 x 104 x 100 cm 23.2 x 40.9 x 39.4"	69.5 x 111 x 111 cm 27.4 x 43.7 x 43.7"
Folded dimensions (w x h x l)	59 x 50 x 88 cm 23.2 x 19.7 x 34.6"	69.5 x 52 x 99 cm 27.4 x 20.5 x 39"
Push bar height	92 - 114 cm 36.2 - 44.9"	92 - 120 cm 36.2 - 47.2"
Wheel size swivel wheels (front)	7.5"	7.5"
Wheel size (rear)	10"	10"
Carrying capacity	35 kg / 77.2 lb	40 kg / 88.2 lb
Weight (without seat unit)	8.2 kg / 18.1 lb	9.2 kg / 20.3 lb

EASyS – The rehab stroller with safety seat


Chassis



A chassis:
The versatile outdoor frame




Q hi/low base:
With comfortable height adjustment



Z hi/low base:
The alternative base frame

Accessories (selection, please visit our website to see the whole range)



4-point pelvic belt with front pull, also available as 2-point pelvic belt




Butterfly / chest harness and abduction block



Lateral trunk support (rigid) and lateral head support



Seat waistcoat and grip rail



Lateral trunk support (flexible) with chest belt



Accessory bag



Sleeping bag



Sun and rain cover with leg blanket



Buggy board maxi by Lascal
(please note: available in children's stores)



Further product info
on the internet:
www.thomashilfen.com

Technical data	Q hi/low base	Z hi/low base
Seat tilt-in-space	-7° to +31°	-15° to +35°
Seat height	29 - 69 cm 11.4 - 27.2"	39 - 58.5 cm 15.4 - 23"
Overall dimensions (w x h x l)	54 x 59 x 73 cm 21.3 x 23.2 x 28.7"	53.5 x (31.5 - 51) x 64 cm 21.1 x (12.4 - 20.1) x 25.2"
Folded dimensions (w x h x l)	54 x 24 x 73 cm 21.3 x 9.4 x 28.7"	-
Adapter height	21 - 60 cm 8.3 - 23.6"	-
Wheel size swivel wheels	100 mm / 4"	3"
Weight (without seat unit)	13.5 kg / 29.7 lb	7.2 kg / 15.9 lb
Carrying capacity (chassis)	50 kg / 110.2 lb	40 kg / 88.2 lb

Products	EASys 1	EASys 2
EASys seating system (without chassis)	6609/6	6709/6
A chassis, swivel front wheels with swivel lock	6201/1	6401/1
A chassis, fixed front wheels	6200/1	6400/1
A chassis, with transit tie-down system	6202/1	6402/1
Q hi/low base	6666/5	6666/5
Z hi/low base	6691/5	6691/5

Rehab stroller **Swift**



- Solid seat and back rest for a comfortable and firm seat base
- Easy adjustments for simple use
- Backrest reclines to a relaxing position
- Grows a lot with the child due to the seat minimizer


The lightweight stroller – easy folding and quick transport




NEW:
Seat minimizer
for the little ones

Rehab stroller **Swiftly**

Functions



Fold in no time:
Swiftly folds quickly and easily



Hip angle adjusts with a simple lever




Flip-up footrest for easy transfers




Continuously adjustable seat depth


Accessories (selection; please visit our website to see the whole range)



Abduction block and grip rail



Butterfly / chest harness



Head pillow and lateral trunk support (rigid)



Sun and rain cover with leg blanket



Basket



Seat minimizer for very small children



Technical data	Swifty
Seat depth	22 - 28.5 cm / 8.6 - 11.2"
Seat width	34 cm / 13.4"
Back height	62 cm / 24.4"
Lower leg length	16 - 33 cm / 6.3 - 13"
Hip angle	90° to 115°
Foot angle	90°
Seat tilt-in-space	+15°
Size of foot rest (w x d)	31 x 18 cm / 12.2 x 7.1"
Overall dimensions (w x h x l)	61 x 102 x 98 cm / 24 x 40.2 x 38.6"
Folded dimensions (w x h x l)	61 x 38 x 73 cm / 24 x 15 x 28.7"
Push bar height	97 cm / 38.2"
Wheel size swivel wheels (front)	7.5"
Wheel size (rear)	10"
Carrying capacity	35 kg / 77.2 lb
Weight	12.4 kg / 27.3 lb

Products	item code
Swifty rehab stroller standard version	6806/3
Swifty rehab stroller with transit tie-down kit	6806/31
Swifty rehab stroller with swivel lock front wheels	6807/3
Seat minimizer	6834



Further product info
on the internet:
www.thomashilfen.com



Member of the International
Support Association for the
Rehabilitation of Children and Youths

For further information please contact your local dealer:



www.RehabMart.sg



Thomashilfen für Behinderte GmbH & Co. Medico KG
Walkmühlenstraße 1 · D - 27432 Bremervörde · Germany
Phone: +49 (0) 47 61/8 86-63 or -68 · Fax: +49 (0) 47 61/8 86-19
www.thomashilfen.com