

## TECHNICAL DATA

Overall length ..... 207cm  
 Overall width ..... 100cm  
 Sleeping surface ..... 88 x 191 cm  
 Spring height:  
 Hi-Position ..... 73.5 cm  
 Low-Position ..... 43.5 cm  
 Hi-Low Travel ..... 30 cm  
 Back rest inclination ..... 70°  
 Thigh rest inclination ..... 40°  
 Power supply VAC ..... 100-110V or  
 ( 50-60Hz ) ..... 230-240V  
 DC motor ..... 24V  
 Protection Category ..... IP 20  
 Castors diameters ..... Ø100 mm  
 Ventilated EG-sheet steel mattress platform  
 Electric operated Hi-Low system  
 Backrest electrically operated  
 Knee section electrically operated  
 Safety side rails  
 Revolving wall bumpers  
 Power cut off plug  
 Emergency Lowering (Back-up batteries 9V)




**MADE IN GERMANY  
REMOTE CONTROL  
HANDSET**



**MADE IN GERMANY  
POWER CUT-OFF PLUG**



**MADE IN GERMANY  
EMERGENCY LOWERING  
( BACK-UP BATTERY 9V )**

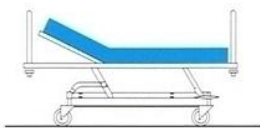


**STANDARD EQUIPMENT  
FOLDING SIDE RAILS**

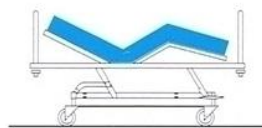
## OPTIONS & ACCESSORIES

- I.V rod adjustable
- Patient chart holder
- Patient card holder
- Polyether foam mattress

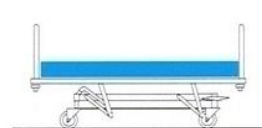
## BED POSITIONS



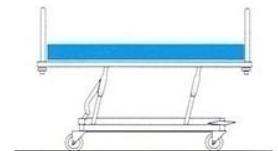
Backrest



Fowler



Low-Position



Hi-Position

# Rehab Mart



Quality Healthcare Furniture



Quality Healthcare Furniture



**REHABILITATION BED  
BM-03**